


E



PRREE Lesson Plan Format: Intro, Through and Beyond a Text

Activity
uses language
visual, oral
builds theme

	E	E
	EXPLORE	EXTEND
<p>7. Activity Explore the reading with a visual or oral language activity.</p> <p>8. Discussion Prompt in depth discussion with questions from the 9 territories.</p> <p>9. Analysis Analyze the key paragraph closely.</p>	<p>10. Write Every student writes a short product from today's prompt to connect to the unit theme.</p> <p>11. Close Close by extending today's lesson to life and the world</p>	

2. Wordwall

Add five words to the wordwall after explicit instruction and practice.

4. Read

Read the selection for today.

6. Map





Add to an ongoing map, chart, or other graphic organizer.

ACTIVITY CLASSROOM EXAMPLES

OPEN MIND PORTRAIT








SKETCH



Scylla and Charybdis



Ulysses chose to go in between the rocks and fight off Scylla + Charybdis. brave he said, that he can fight any enemy that he can see. Scylla grabbed the two oars + dragged the ship toward her. She shook the ship + Ulysses grabbed his sword + defeated Scylla + Charybdis.





Circe the Sorceress